



Safe Exam Browser (SEB) Installation Guide for Candidates

1. What is Safe Exam Browser?

Safe Exam Browser (SEB) is a web browser that allows online assessments to be taken safely and securely. The software turns any computer into a secure workstation while the candidate is taking their exam. It controls and limits access to other websites and applications and prevents unauthorized resources being used during an exam.

2. What do I need to do?

Please install SEB on your computer **at least 1 day** before your exam session.

After installing SEB, complete a sample online assessment.

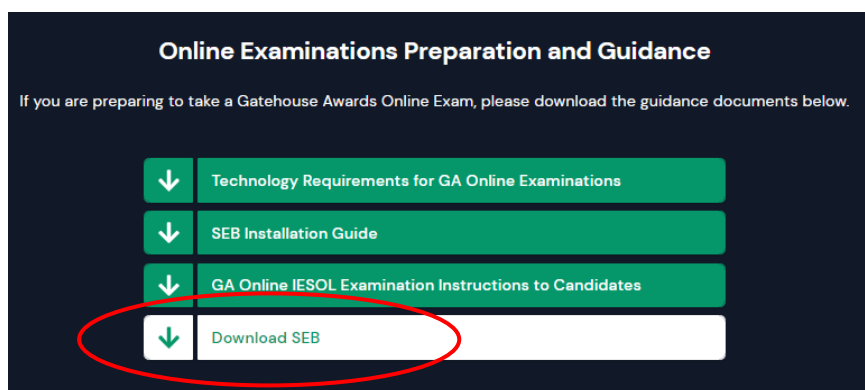
Please see Section 4 to find out how to access Sample Exams in SEB.

3. How to install Safe Exam Browser (SEB) on your laptop/computer?

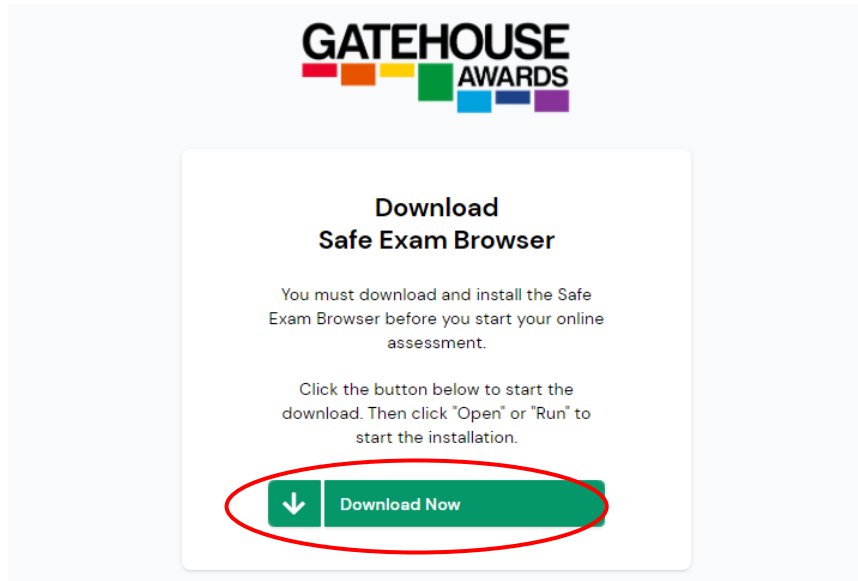
OPTION 1

STEP 1 Go to: <https://gatehouseawards.org/learner-support#exam-preparation>

STEP 2 Click on 'Download SEB'. This will open a new window.



STEP 3 Click on **Download Now**

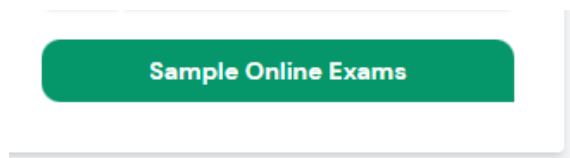


STEP 4 When SEB has downloaded, click on the programme in the toolbar.

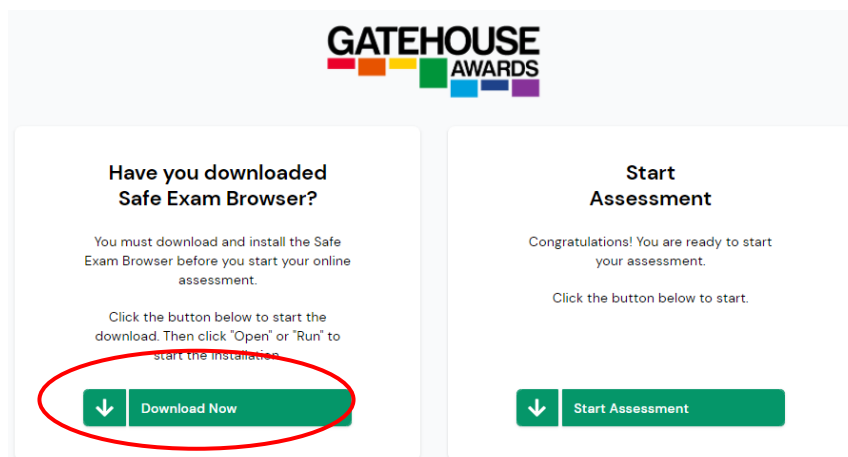
STEP 5 Accept the Terms and Conditions for the SEB, then click 'Install'.

OPTION 2

Go to the relevant qualification page on the GA website, and locate the icon which says 'Sample Online Exams'

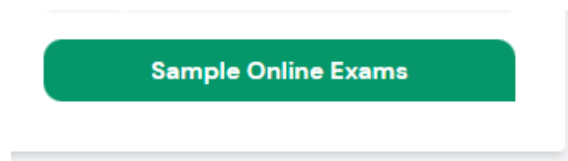


Click on the icon. The following pop-up window will appear, which gives you the option to download SEB before starting the online assessment:

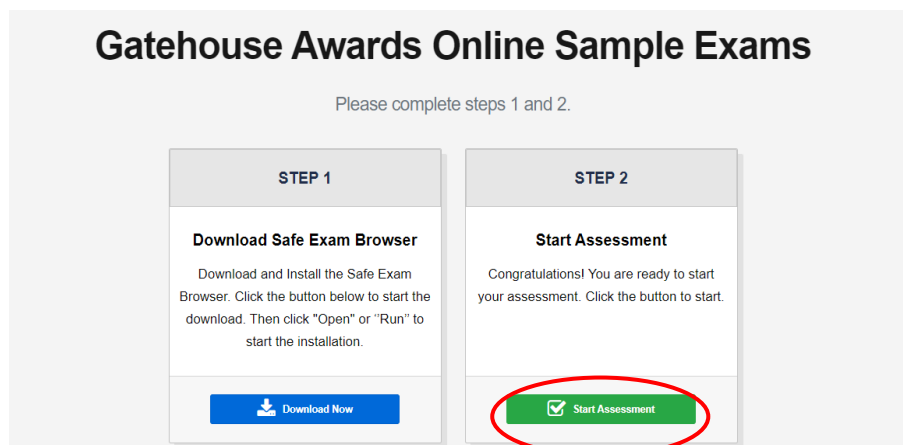


4. How to access Sample Exams in SEB?

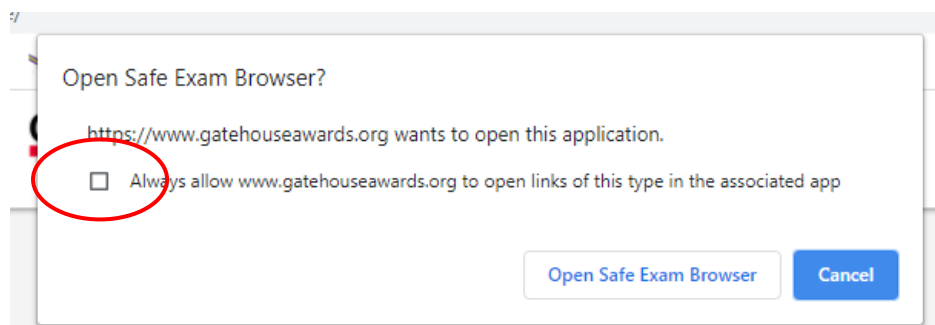
STEP 1 Go to the relevant qualification page on the GA website, and locate the icon which says 'Sample Online Exams'



AND click on 'Start Assessment' in the box on the right.



STEP 2 Allow the Safe Exam Browser to open if prompted.



STEP 3 Click on the exam icon to start the exam.

STEP 4 You will see a page with instructions. Complete all of the information on and click 'Start Exam Now'.

STEP 5 You are ready to start working on the sample exam. If you want to stop before the end of the exam, click on this icon on any of the exam pages.

EXIT SAFE EXAM BROWSER

5. Things to Remember

- Please save all of your work on your laptop before accessing SEB. The browser will close down everything on your laptop automatically.
- You will not be able to access any other websites or programmes while you are in SEB.
- The installation might take longer if your internet connection is slow. Make sure you plan for this and install SEB at least one day before the exam.
- You can try the Sample Exams as many times as you like.